



Ministry of Foreign Affairs
of the Czech Republic

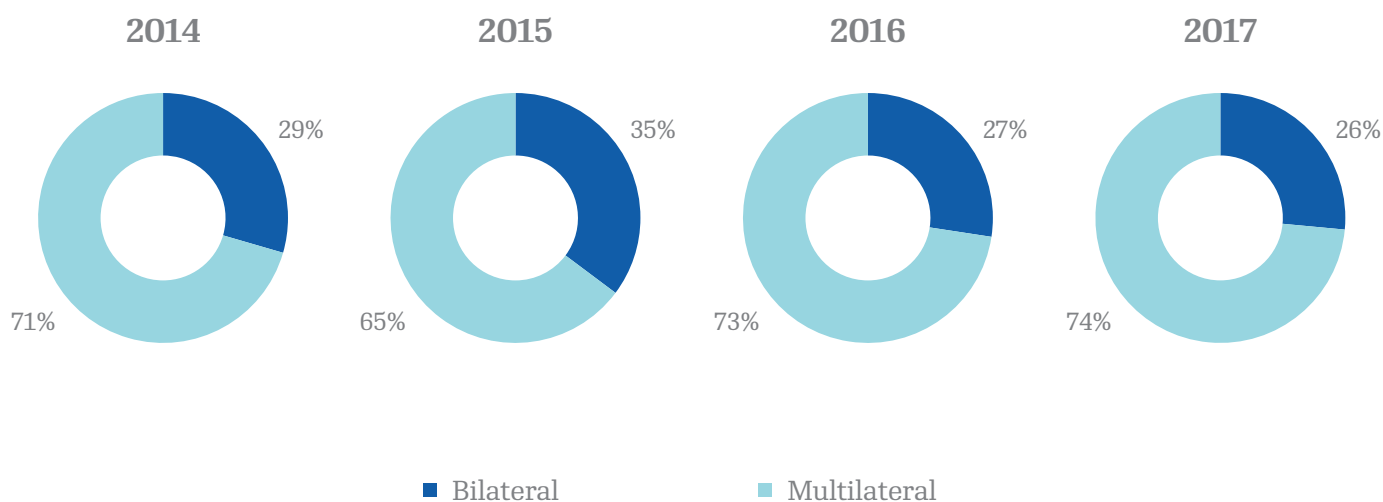
Official development assistance of the Czech Republic



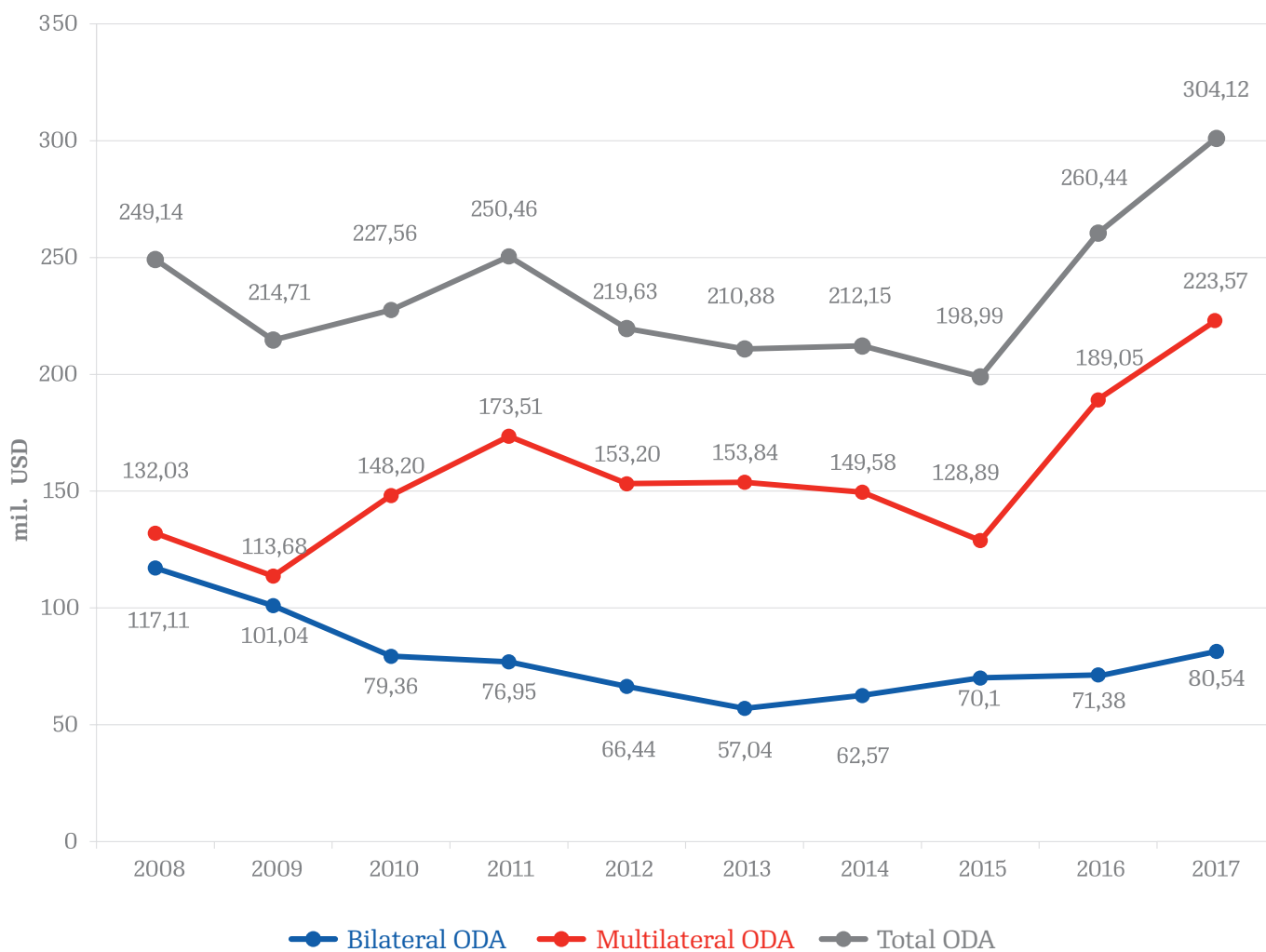
Official development assistance of the Czech Republic (mil. USD)

	2014	2015	2016	2017
ODA Total	212,15	199,00	260,44	304,12
I.A Bilateral ODA	62,57	70,10	71,38	80,54
1. Budget support	0,96	0,00	0,00	0,36
2. Bilateral core contributions & pooled programmes & funds	3,15	12,67	10,61	10,04
3. Project-type interventions	30,42	28,15	26,88	33,57
4. Experts and other technical assistance	5,45	4,86	5,17	5,22
5. Scholarships and student costs in donor countries	5,15	4,84	5,10	4,95
6. Debt relief	0,00	0,00	0,00	0,00
7. Administrative costs not included elsewhere	4,43	4,00	4,20	3,53
8. Other in-donor expenditures (development awareness, refugees)	13,01	15,59	19,42	22,87
I.B Multilateral ODA	149,58	128,89	189,05	223,57
Bilateral ODA %	29,49%	35,23%	27,41%	26,48%
ODA/GNI	0,112%	0,115%	0,142%	0,150%
GNI	189 165	173 030	182 801	202487,31
CZK/USD exchange rate	20,76	24,59	24,44	23,39

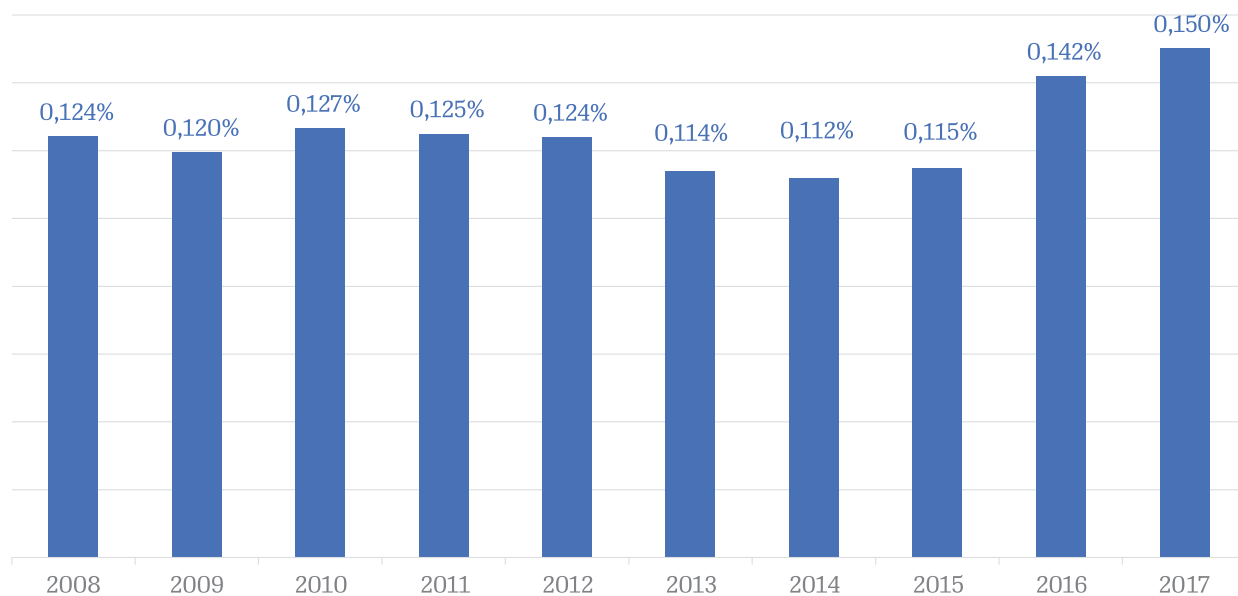
(according to the OECD DAC Statistical Reporting)



Total Czech ODA in 2008-2017 (mil. USD)



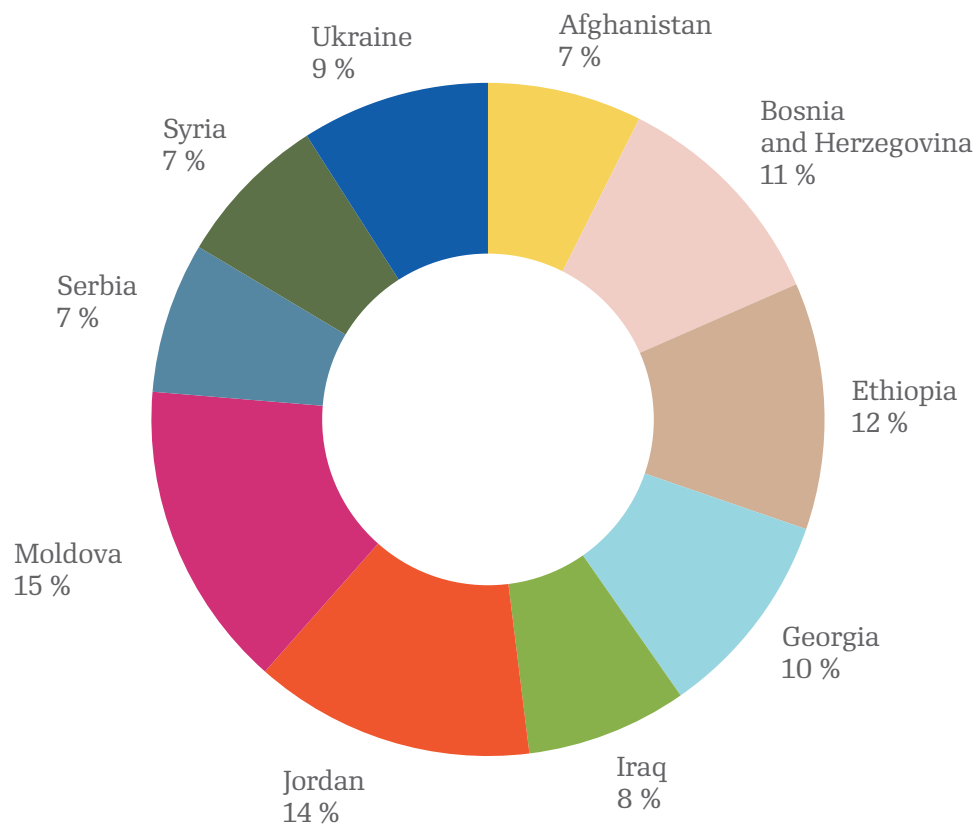
Share of ODA in Czech GNI in 2008-2017



Top ten Czech ODA recipients

2014			2015		2016		2017	
Ranking	Country	mil. USD	Country	mil. USD	Country	mil. USD	Country	mil. USD
1	Ukraine	8,26	Moldova	4,07	Moldova	4,08	Moldova	4,73
2	Afghanistan	5,83	Ukraine	3,73	Jordan	3,42	Jordan	4,32
3	Moldova	5,00	Afghanistan	3,72	Ethiopia	3,23	Ethiopia	3,80
4	Ethiopia	3,72	Bosnia and Herzegovina	3,72	Bosnia and Herzegovina	3,03	Bosnia and Herzegovina	3,52
5	Bosnia and Herzegovina	3,67	Ethiopia	3,23	Georgia	2,77	Georgia	3,21
6	Georgia	2,88	Jordan	2,99	Ukraine	2,75	Ukraine	2,90
7	Mongolia	2,73	Georgia	2,80	Afghanistan	2,59	Iraq	2,48
8	Kosovo	2,16	Serbia	1,86	Serbia	2,22	Afghanistan	2,38
9	Syria	1,86	Kosovo	1,66	Mongolia	2,15	Syrian Arab R.	2,37
10	Vietnam	1,71	Mongolia	1,62	Iraq	1,87	Serbia	2,32

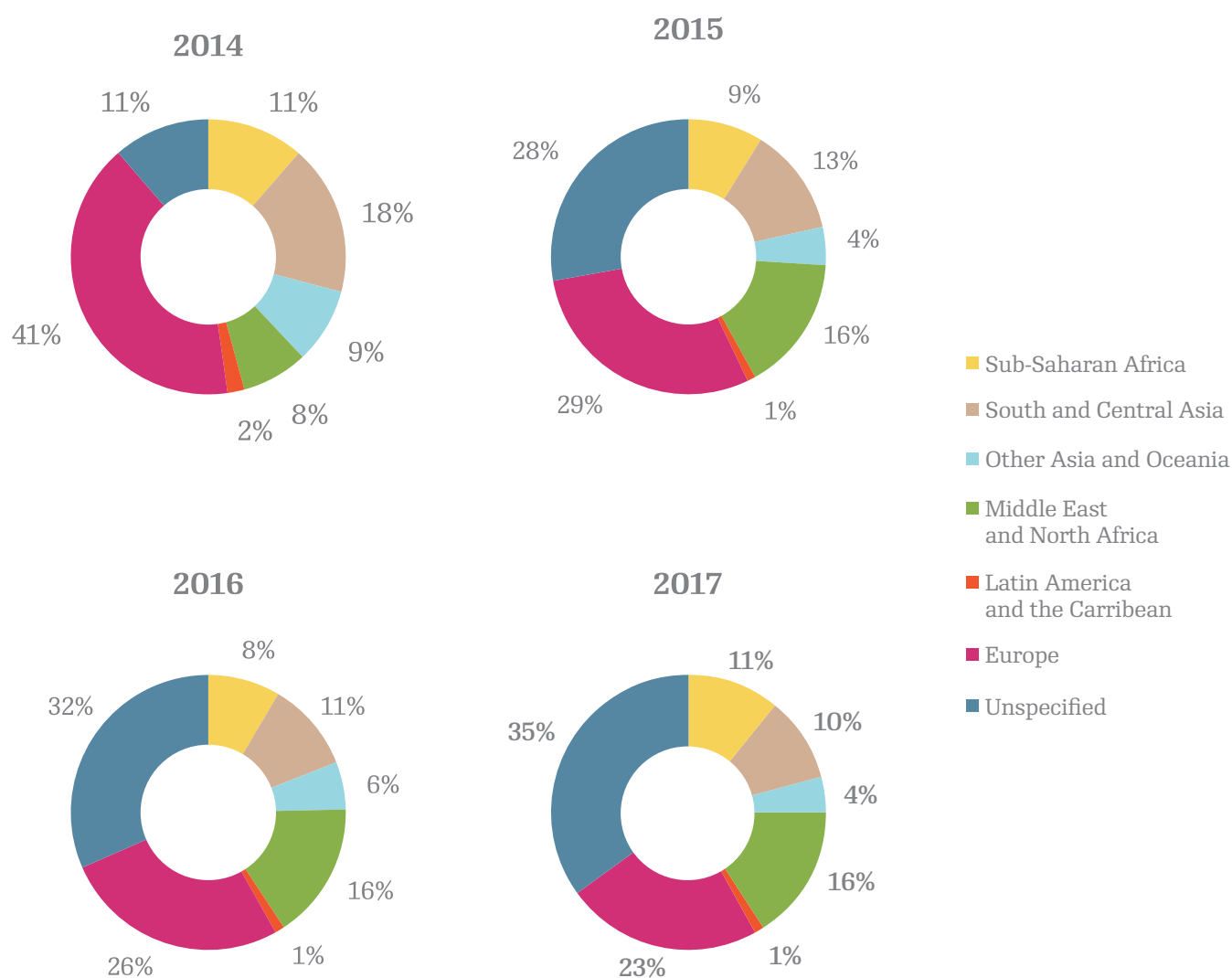
Distribution of Czech ODA among its top ten recipients in 2017



Czech bilateral assistance by region (mil. USD)

	2014	2015	2016	2017
Sub-Saharan Africa	7,14	6,18	6,06	8,56
South and Central Asia	11,07	8,90	7,54	7,80
Other Asia and Oceania	5,55	3,14	4,00	3,25
Middle East and North Africa	4,88	11,18	11,49	13,00
Latin America and the Carribean	1,24	0,69	0,80	1,03
Europe	25,59	20,52	18,96	18,55
Unspecified	7,10	19,50	22,54	28,36
Total	62,57	70,10	71,38	80,54

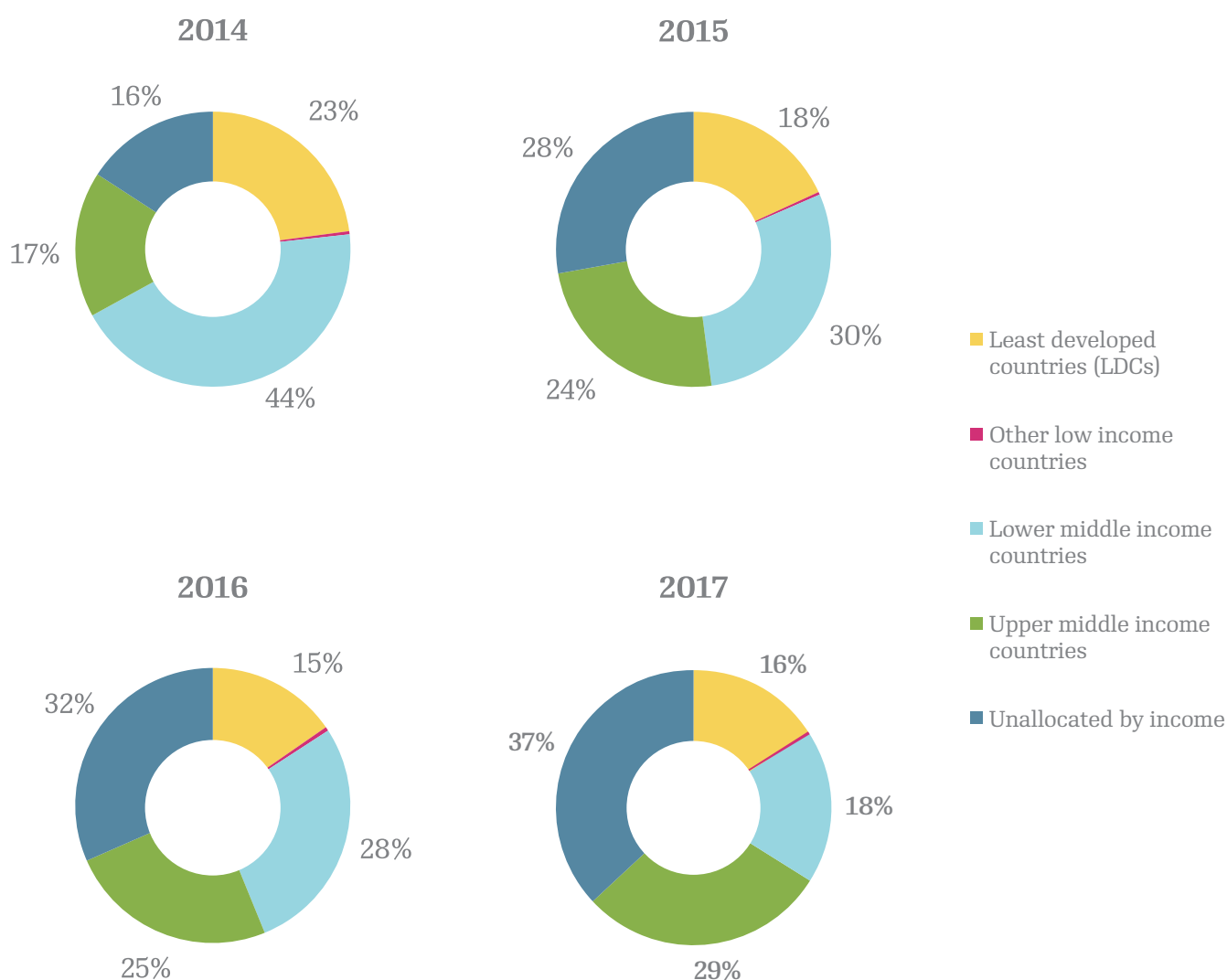
Note: From 2015 onwards, "unspecified" includes costs related to refugees from developing countries during their first year of stay in the Czech Republic.



Czech bilateral assistance by income group (mil. USD)

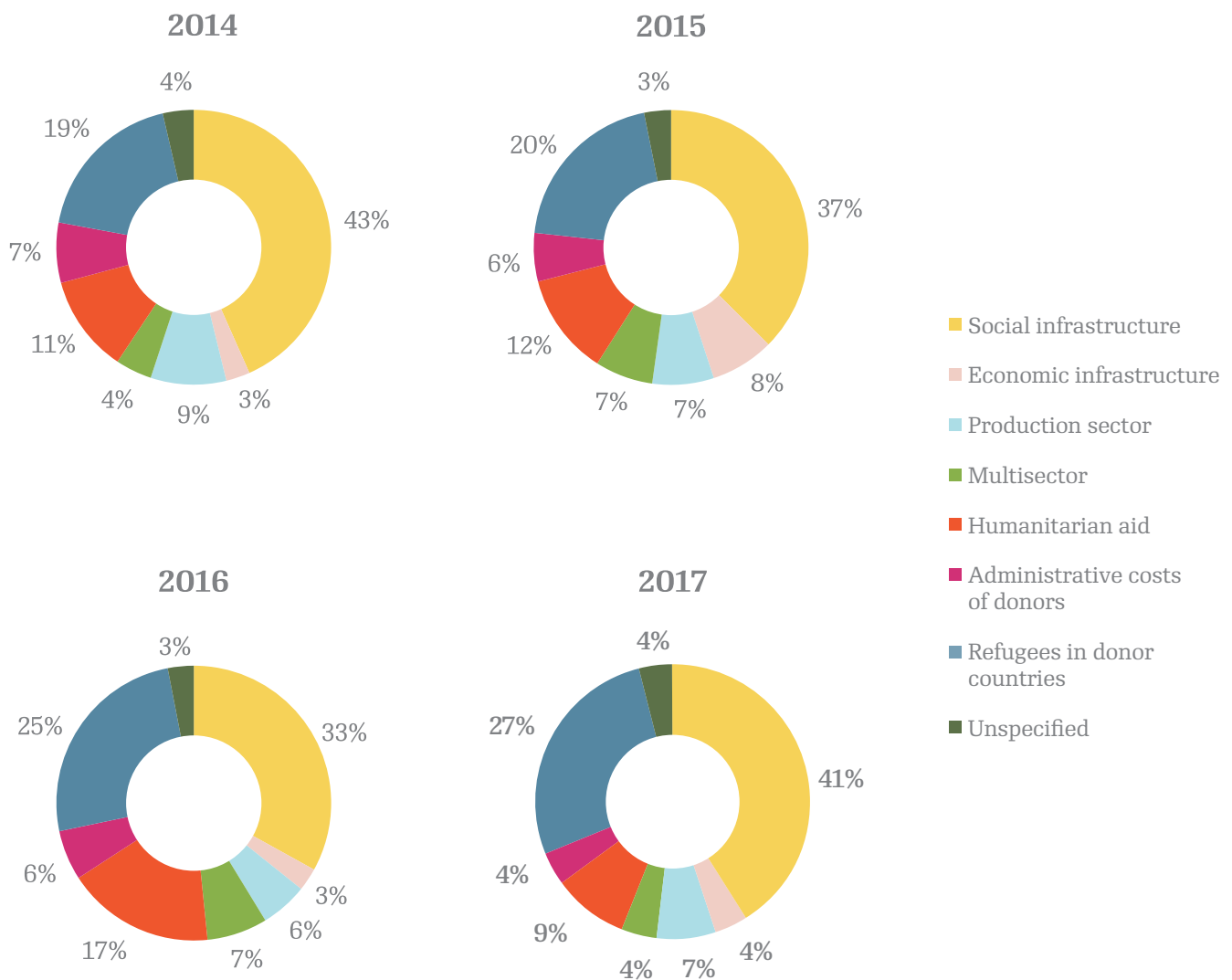
	2014	2015	2016	2017
Least developed countries (LDCs)	14,33	12,73	10,97	12,76
Other low income countries	0,23	0,23	0,33	0,16
Lower middle income countries	27,37	20,63	19,98	14,65
Upper middle income countries	10,73	17,02	17,56	23,09
Unallocated by income	9,91	19,50	22,54	29,89
Total	62,57	70,10	71,38	80,54


Note: From 2015 onwards, "unspecified" includes costs related to refugees from developing countries during their first year of stay in the Czech Republic.



Czech bilateral assistance by sector (mil. USD)

	2014	2015	2016	2017
Social infrastructure	27,13	26,26	23,59	32,97
Economic infrastructure	1,76	5,26	1,92	2,83
Production sector	5,57	5,07	3,96	5,54
Multisector	2,68	4,78	5,09	3,33
Humanitarian aid	7,17	8,40	12,44	7,62
Administrative costs of donors	4,43	4,00	4,20	3,29
Refugees in donor countries	11,55	14,11	18,01	21,73
Unspecified	2,27	2,22	2,18	3,23
Total	62,57	70,10	71,38	80,54





For more information, please contact:

Department of Development Cooperation and Humanitarian Aid,
Ministry of Foreign Affairs of the Czech Republic at ors_sekretariat@mzv.cz
or Czech Development Agency at info@czechaid.cz.



Complete statistical data on ODA is available at the OECD website at
<https://stats.oecd.org>.