



Ministry of Foreign Affairs
of the Czech Republic

Official development assistance of the Czech Republic 2018



Abbreviations

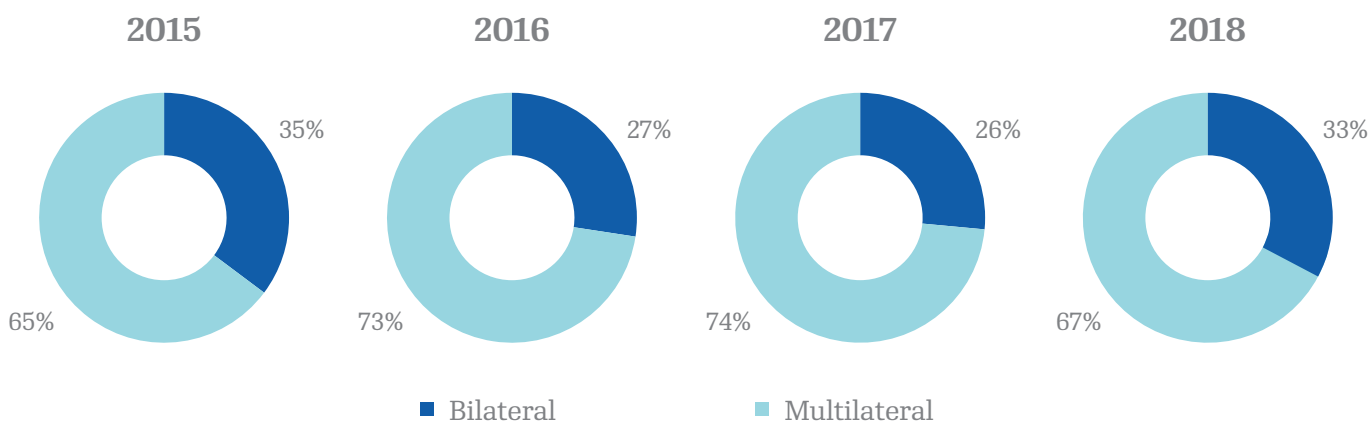
EU	European Union
ODA	Official Development Assistance
OECD	Organisation for Economic Co-operation and Development
UN	United Nations

DAC	Development Assistance Committee of OECD
EDF	European Development Fund
FAO	Food and Agriculture Organization
ILO	International Labour Organization
IOM	International Organisation for Migration
UNDP	United Nations Development Programme
UNIDO	United Nations Industrial Development Organization
UNV	United Nations Volunteers programme
WHO	World Health Organization

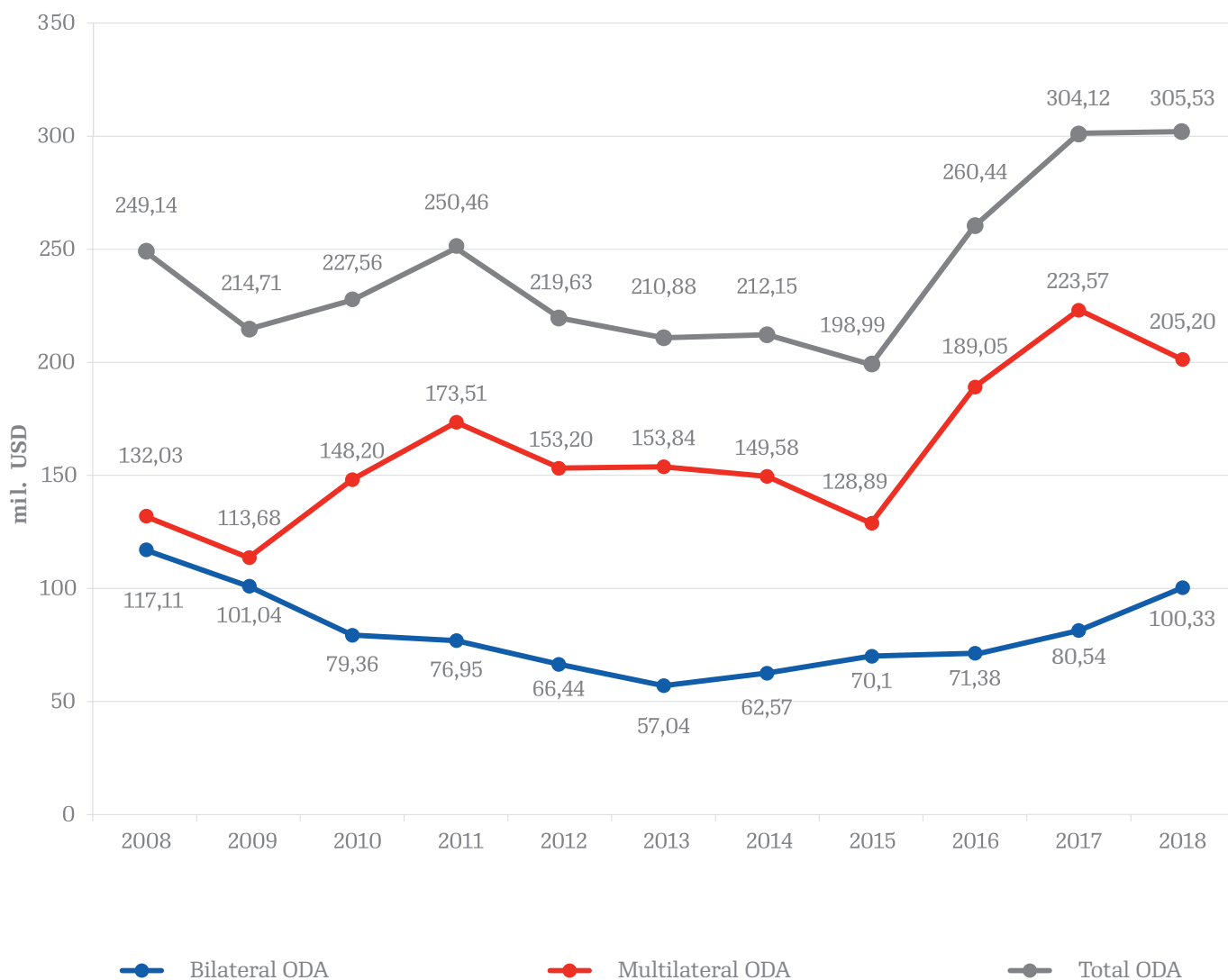
Official development assistance of the Czech Republic (mil. USD)

	2015	2016	2017	2018
ODA Total	200,23	260,44	304,12	305,53
I.A Bilateral ODA	70,54	71,38	80,54	100,33
1. Budget support	0,00	0,00	0,36	3,45
2. Bilateral core contributions & pooled programmes & funds	12,75	10,61	10,04	20,67
3. Project-type interventions	28,32	26,88	33,57	37,59
4. Experts and other technical assistance	4,89	5,17	5,22	2,66
5. Scholarships and student costs in donor countries	4,87	5,10	4,95	5,38
6. Debt relief	0,00	0,00	0,00	0,00
7. Administrative costs not included elsewhere	4,02	4,20	3,53	4,97
8. Other in-donor expenditures (development awareness, refugees)	15,69	19,42	22,87	25,61
I.B Multilateral ODA	129,69	189,05	223,57	205,20
1. European Union	120,72	183,89	184,74	182,58
2. World Bank Group	7,98	8,08	5,83	5,83
3. United Nations	10,32	13,92	44,32	12,39
4. OECD/DAC	0,05	0,04	0,06	0,09
5. Contributions to other international organizations	6,80	6,71	5,66	4,31
Bilateral ODA %	35,23%	27,41%	26,48%	32,84%
ODA/GNI	0,115%	0,142%	0,150%	0,132%
GNI	174 106	182 801	202 487	231 568
CZK/USD exchange rate	24,44	24,44	23,39	21,73

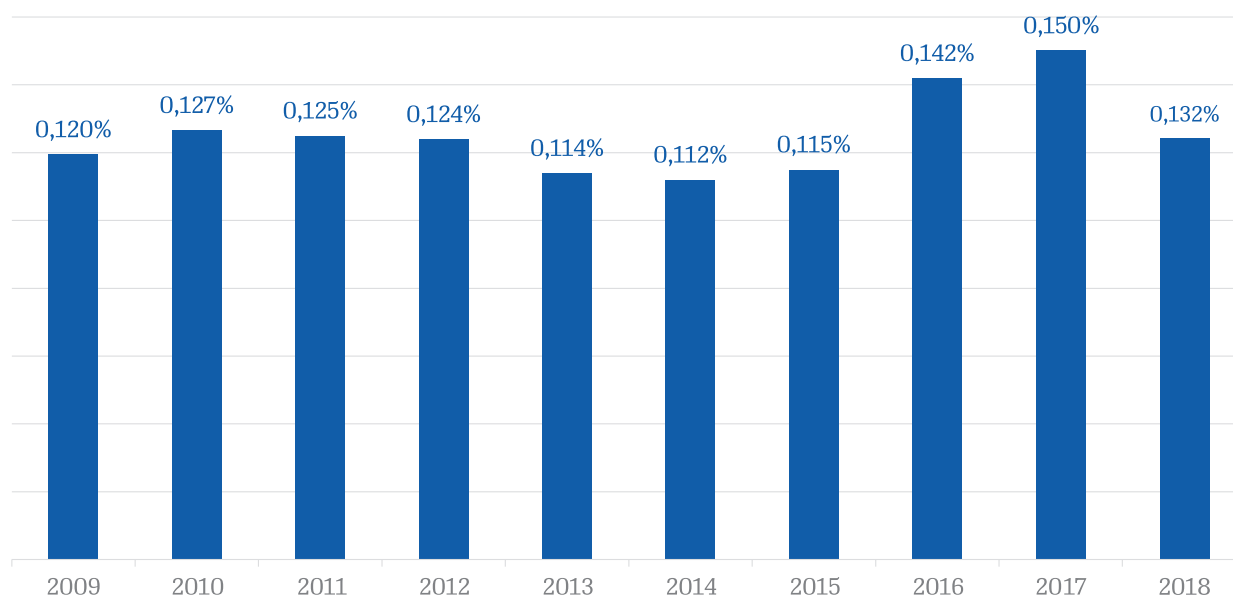
(according to the OECD DAC Statistical Reporting)



Total Czech ODA in 2008-2018 (mil. USD)



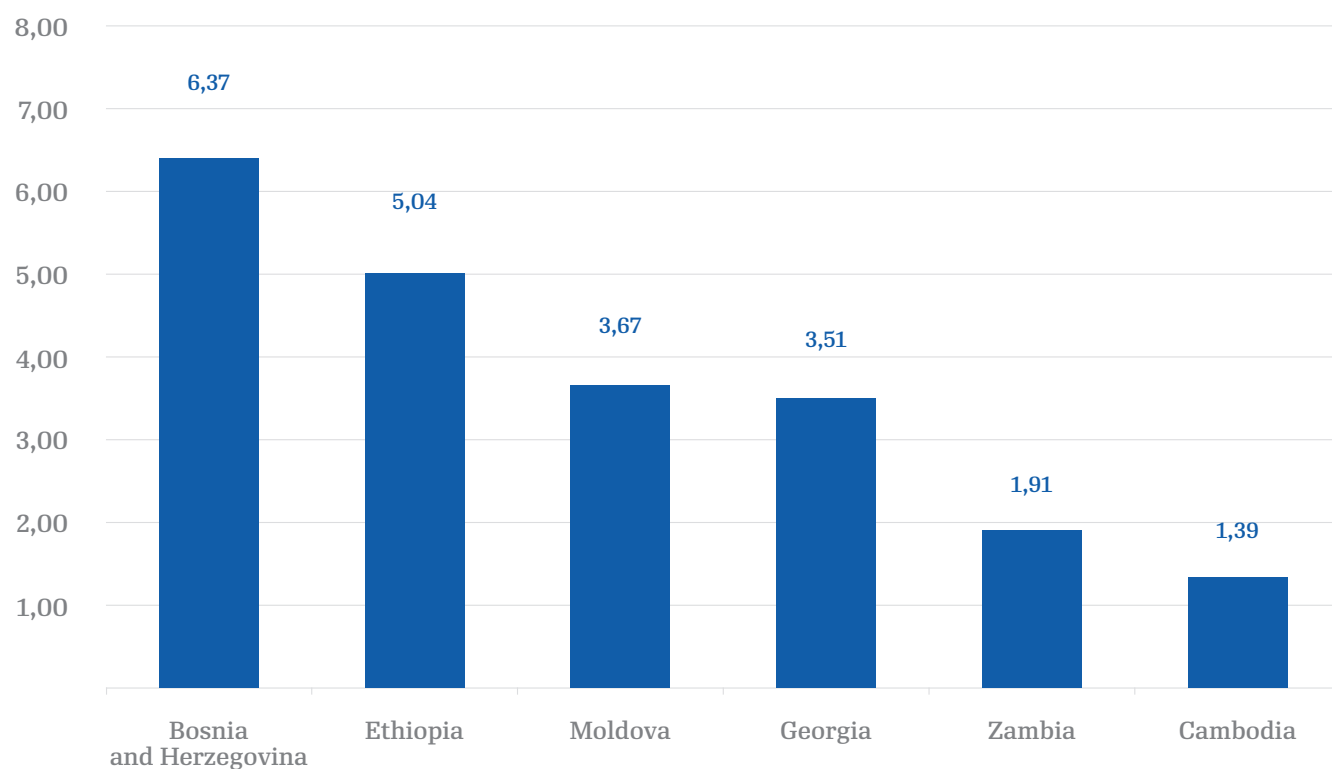
Share of ODA in Czech GNI in 2009-2018



Top ten Czech ODA recipients in 2015–2018

2015		2016		2017		2018		
Ranking	Country	mil USD	Country	mil USD	Country	mil USD	Country	mil USD
1	Moldova	4,08	Moldova	4,40	Moldova	4,73	Bosnia and Herzegovina	6,37
2	Ukraine	3,42	Ukraine	4,01	Jordan	4,32	Turkey	5,36
3	Afghanistan	3,23	Afghanistan	3,53	Ethiopia	3,80	Ethiopia	5,04
4	Bosnia and Herzegovina	3,03	Bosnia and Herzegovina	3,27	Bosnia and Herzegovina	3,52	Moldova	3,67
5	Ethiopia	2,74	Ethiopia	2,98	Georgia	3,21	Ukraine	3,62
6	Jordan	2,75	Jordan	2,69	Ukraine	2,90	Georgia	3,51
7	Georgia	2,59	Georgia	2,30	Iraq	2,48	Iraq	2,42
8	Serbia	2,22	Serbia	2,21	Afghanistan	2,38	Afghanistan	2,09
9	Kosovo	2,15	Kosovo	2,20	Syrian Arab Republic	2,37	Syrian Arab Republic	2,09
10	Mongolia	1,87	Mongolia	2,15	Serbia	2,32	Zambia	1,91

ODA to priority countries of Czech development cooperation in 2018 (mil. USD)

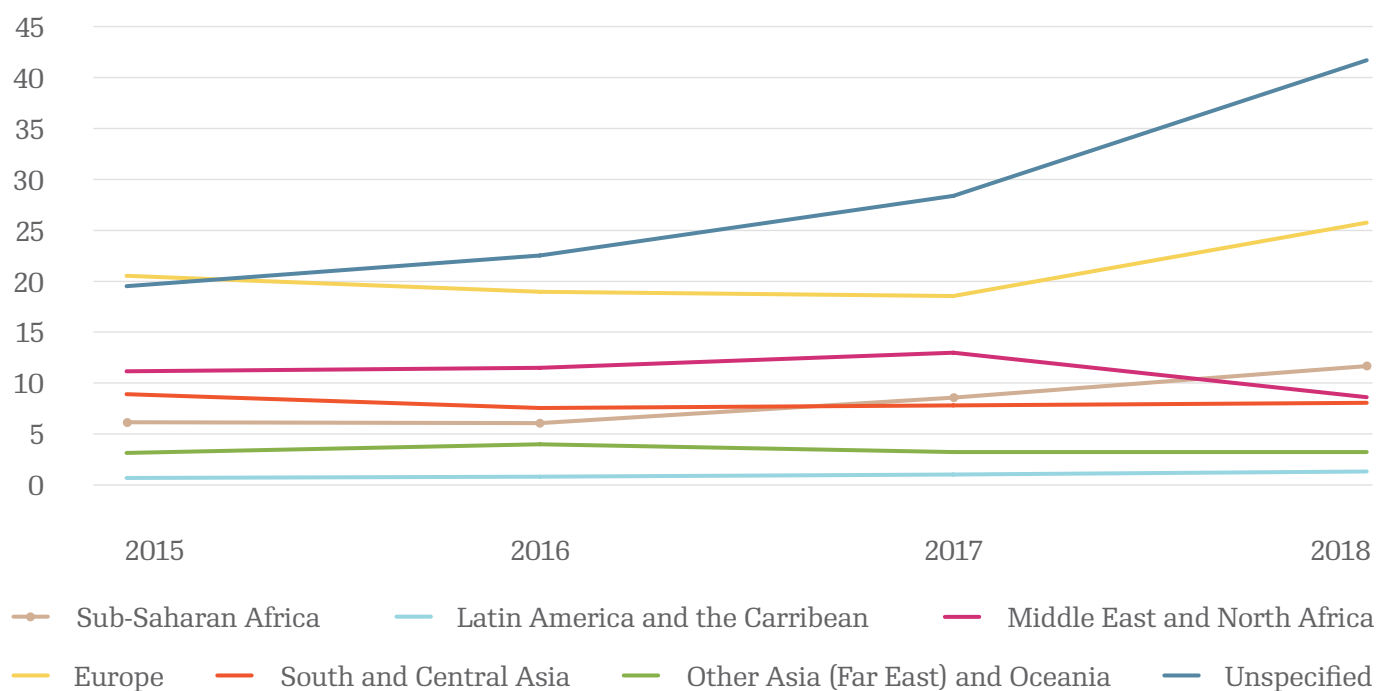


Czech bilateral assistance by region in 2015–2018 (mil. USD)

	2015	2016	2017	2018
Sub-Saharan Africa	6,18	6,06	8,56	11,68
South and Central Asia	8,90	7,54	7,80	8,05
Other Asia (Far East) and Oceania	3,14	4,00	3,25	3,23
Middle East and North Africa	11,18	11,49	13,00	8,62
Latin America and the Carribbean	0,69	0,80	1,03	1,32
Europe	20,52	18,96	18,55	25,74
Unspecified	19,50	22,54	28,36	41,70
Total	70,10	71,38	80,54	100,33

Note: From 2005 on, the item “Unspecified” includes also in-donor refugee costs in their first year of stay.

Czech bilateral assistance by region in 2015–2018 (mil. USD)

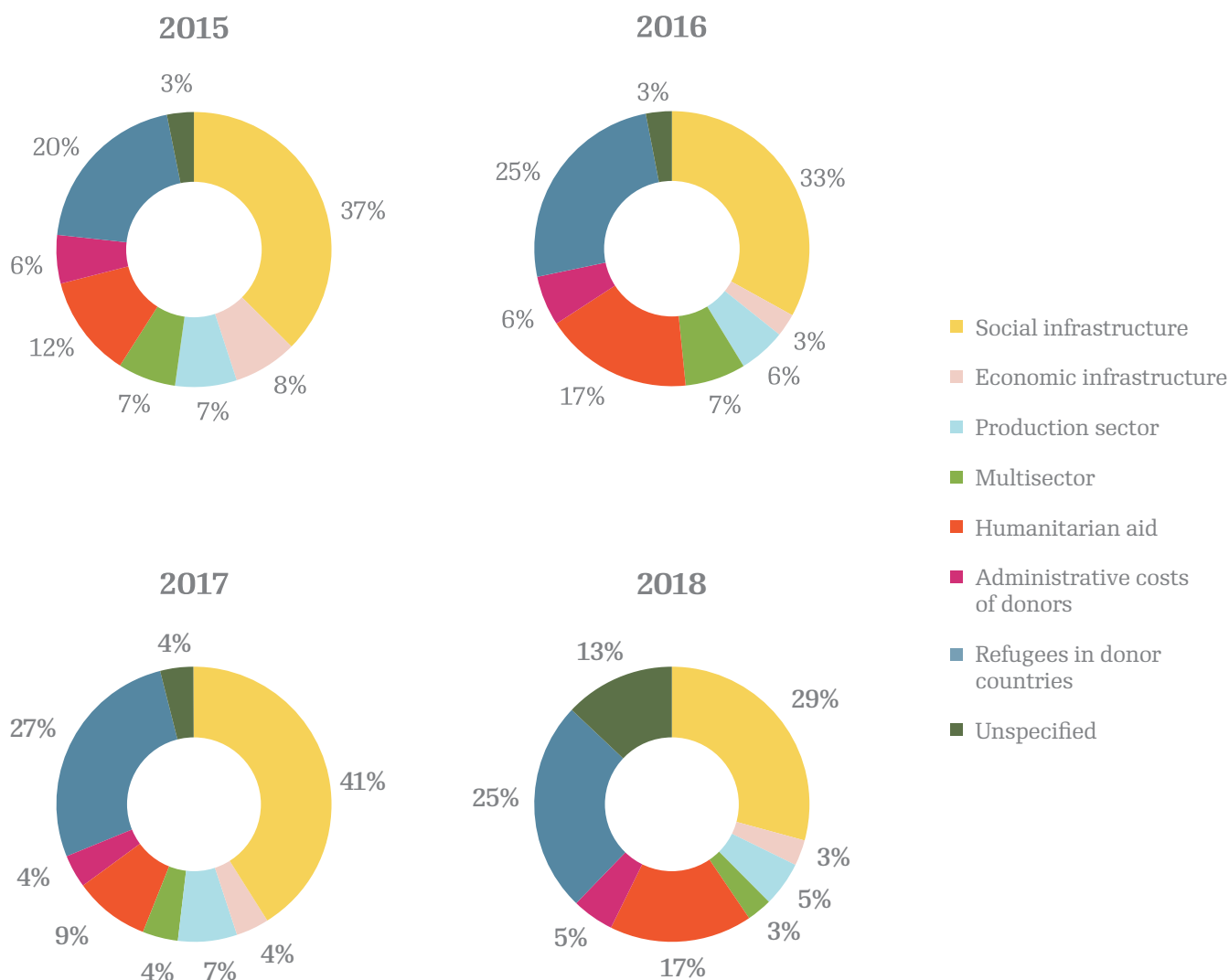


Share of bilateral ODA to least developed countries

	2015	2016	2017	2018
Share of bilateral ODA to least developed countries	18%	15%	16%	16%

Czech bilateral assistance by sector (mil. USD)

	2015	2016	2017	2018
Social infrastructure	26,26	23,59	32,97	29,46
Economic infrastructure	5,26	1,92	2,83	3,05
Production sector	5,07	3,96	5,54	5,32
Multisector and budget support	4,78	5,09	3,34	2,99
Humanitarian aid	8,40	12,44	7,62	16,91
Administrative costs of donors	4,00	4,20	3,29	4,97
Refugees in donor countries	14,11	18,01	21,73	24,99
Unspecified	2,22	2,18	3,23	13,07
Total	70,10	71,38	80,54	100,76



Multilateral ODA (mil. USD)

	2015	2016	2017	2018
European Union	120,72	183,89	184,74	182,58
Mandatory contribution to EU budget	103,97	147,32	139,42	139,12
EDF	16,75	29,06	34,52	43,47
Others*	0,00	7,51	10,81	0,00
World Bank Group	7,98	8,08	5,83	5,83
United Nations	10,32	13,92	44,32	12,39
Mandatory contribution to UN budget	2,11	1,76	10,81	1,56
UNDP**	0,05	0,05	1,15	0,14
UNV***	0,23	0,28	0,00	0,37
FAO	1,06	1,07	2,13	1,77
WHO	1,54	1,48	1,81	1,28
IOM	0,22	0,22	0,22	0,19
ILO	1,01	0,91	1,33	0,78
UNIDO	0,57	0,49	0,53	0,37
Others	0,16	0,35	1,21	0,27
OECD/DAC	0,05	0,04	0,06	0,09
Contributions to other international organizations	6,80	6,71	5,66	4,31
Total	145,87	212,64	240,61	205,20

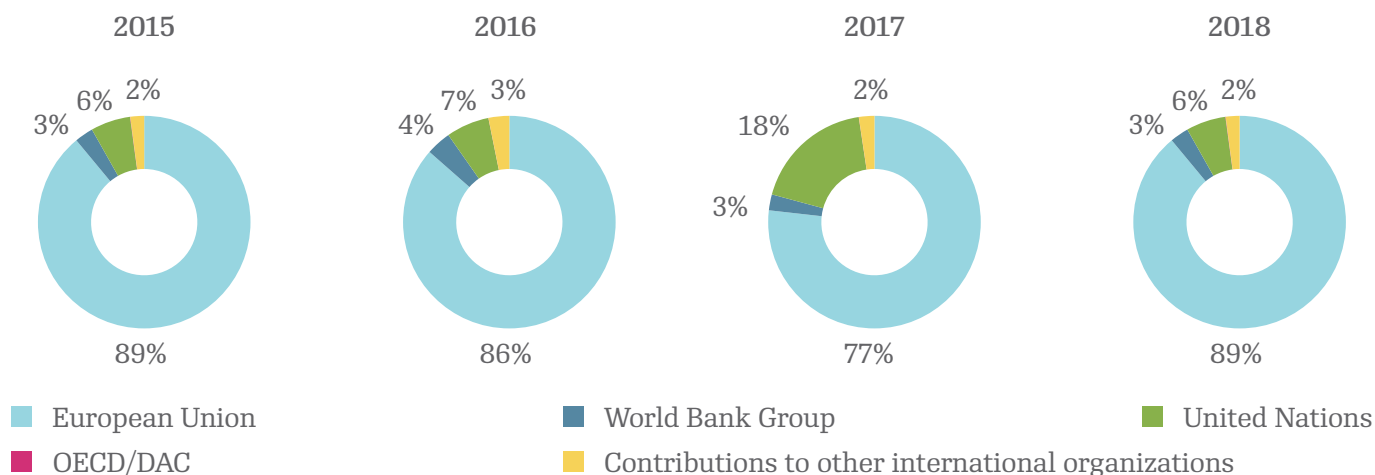
* This includes the contribution to the European Facility for Refugees in Turkey.


In 2018, this contribution amounted to 5,3 mil. USD and was included in bilateral ODA.

** The Czech Republic annually contributes to the UNDP Istanbul Trust Fund which supports projects in Bosnia and Herzegovina, Georgia and Moldova. This amount is included in bilateral ODA.

In 2018, this contribution amounted to 0,78 mil. USD.

*** In 2017, the Czech Republic contributed 0,37 mil. USD to the UNV. This amount was included in bilateral ODA 2017.





For more information, please contact:

Department of Development Cooperation and Humanitarian Aid,
Ministry of Foreign Affairs of the Czech Republic at ors_sekretariat@mzv.cz
or Czech Development Agency at info@czechaid.cz.



Complete statistical data on ODA is available at the OECD website at
<https://stats.oecd.org>.